




MAIOCCO & ASSOCIATES
HEAT TRANSFER SOLUTIONS | WWW.MCACOILS.COM



FIELD TAKE OFF

HEATCRAFT COIL | CLEANABLE FLUID CP 1070-D

Customer: _____ Customer P.O. No.: _____
 Job: _____
 Written By: _____ Date: _____
 Approved By: _____ Date: _____

#	TAG	QTY	TYPE	MODEL NUMBER					HAND LEFT / RIGHT
				FPI	ROWS DEEP	FIN	FH	FL	
1									
2									
3									
4									

#	DIMENSIONAL DATA												
	CONNECTION								FLANGES				FIG#
	SIZE	A	E	H	J	L	M	R	S	T	W		
1													
2													

GENERAL OPTIONS	
<input type="checkbox"/>	LABEL KIT
<input type="checkbox"/>	MOUNTING HOLES
<input type="checkbox"/>	CORROSION RESISTANT COATING

MATERIALS OF CONSTRUCTION				
FINS	AL	CU	CS	St Stl
FIN THICK				
TUBES	CU	CuNi	CS	St Stl
TUBE SIZE				
HEADERS	CU	CuNi	CS	St Stl
CONN	CS	Cu Sweat	Red Brass	St Stl
CASING	AL	CU	Galv Stl	St Stl

Remarks: _____

GENERAL NOTES:

1. Mounting holes are optional. 0.375" diameter holes on 6" centers from the centerline of the fin height and finned length are typical for all flanges. Not available when $S < 1"$.
2. Jackscrews are provided to facilitate head removal.
3. All dimensions are in inches.
4. The supply line should be connected to the lower connection on the "leaving air" side for counterflow operation.
5. 1" wide reinforcement bars may extend past flanges.
6. Phenolic coated coils require a longer lead-time since they must be re-tested after coating.
7. Intermediate tube supports are fabricated from heavy gauge stock and supplied per the chart below.

FINNED LENGTH (FL)	TUBE SUPPORTS
< 48	0
> 48 < 96	1
> 96 < 144	2
> 144	3

FIGURE 1

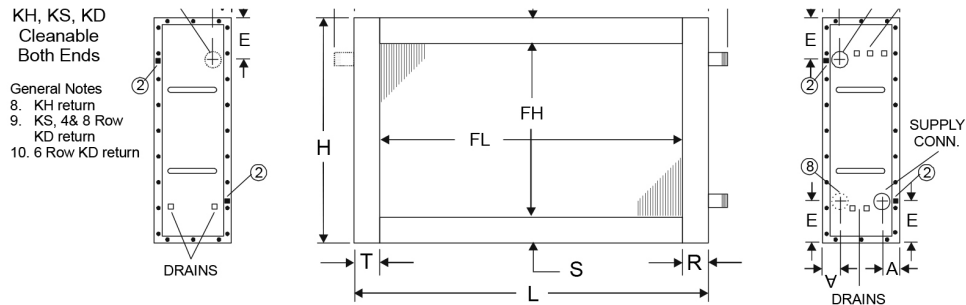


FIGURE 2

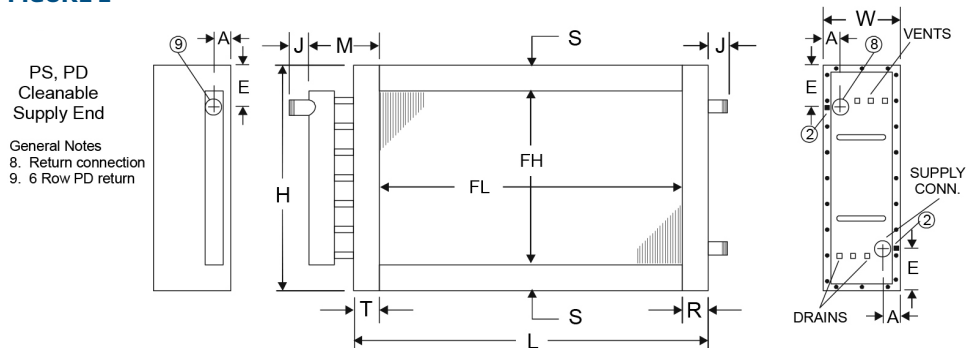
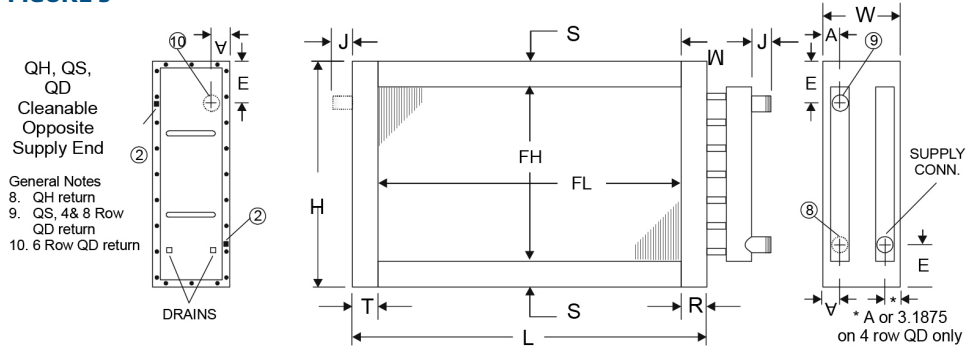


FIGURE 3



FIELD TAKE OFF